


Heil Tanker



Paint Scheme Specification

Prepared for:

Coulson-Unical

November 11, 2019

All dimensions used are only a guide. Paint shop to determine final dimensions during the paint scheme layout.

COPYRIGHT © 2019 by Scheme Designers, Inc. - These drawings and paint schemes may only be used for the aircraft shown. Drawings and specifications shall be returned to the owner after the aircraft painting is complete. Reproduction of this scheme on another aircraft requires written permission of Scheme Designers, Inc.

Length of Tank = 496"

www.schemedesigners.com


80 Broadway, Second Floor

Cresskill, NJ 07626, USA

201.569.7785

craig@schemedesigners.com





NOTE 1:
The left side is a mirror image
of the right side.

NOTE 2:
The front and
rear of the tanker to remain polished.

NOTE 3:
Colors to match other Coulson-Unical
vehicles.

NOTE 4:
Dimensions are provided on a vertical plane.



Heil Tanker Trailer
Coulson-Unical
Final Paint Scheme Design

Scheme Designers, Inc.
201-569-7785
www.schemedesigners.com
Copyright © 2019 by Scheme Designers, Inc.

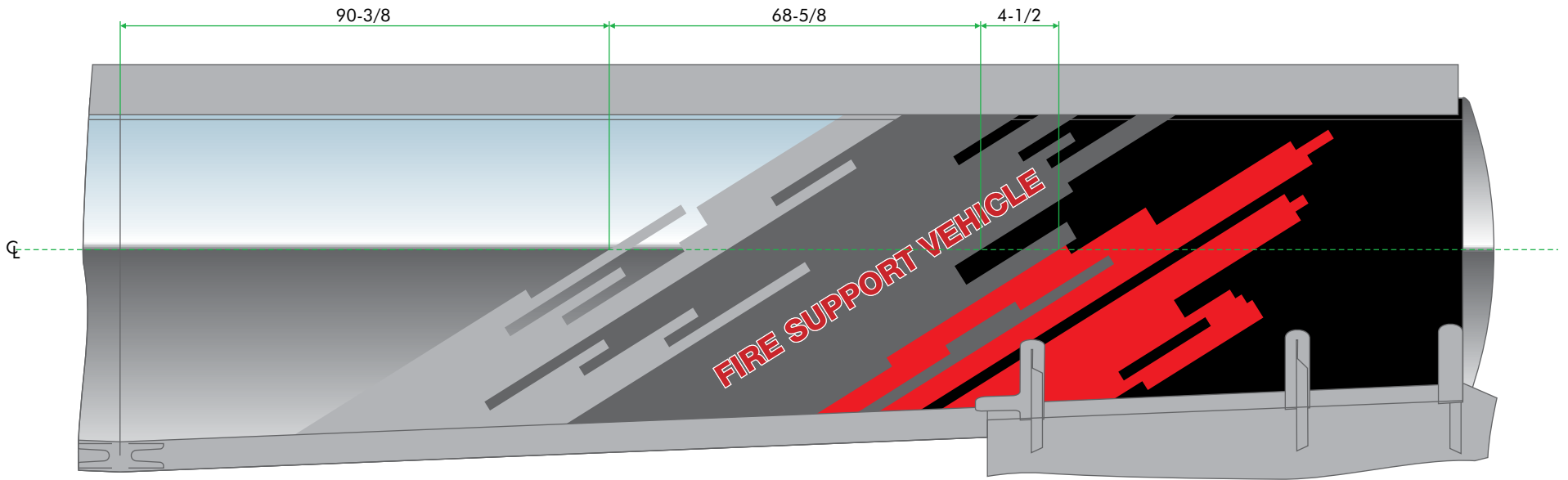
22nd
ANNIVERSARY
1997 ~ 2019

**SCHEME
DESIGNERS**

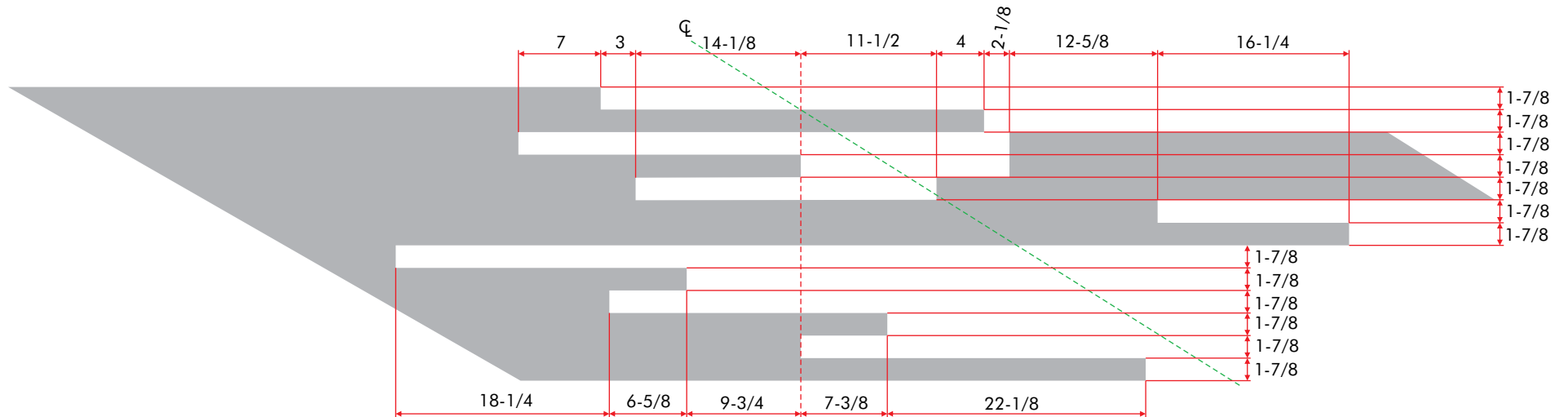
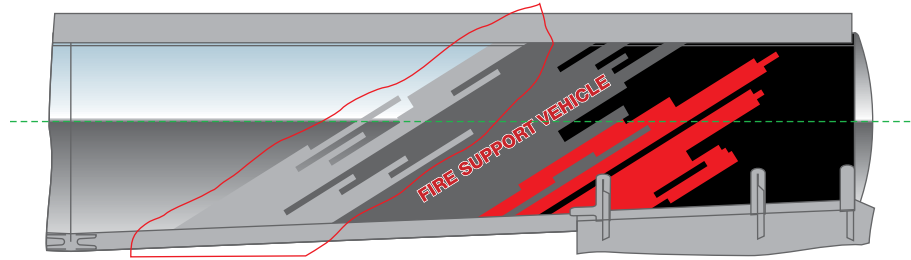

NSK™



Heil Tanker Trailer
Coulson-Unical
Tanker - Forward Half



Heil Tanker Trailer
Coulson-Unical
Tanker - Aft Half

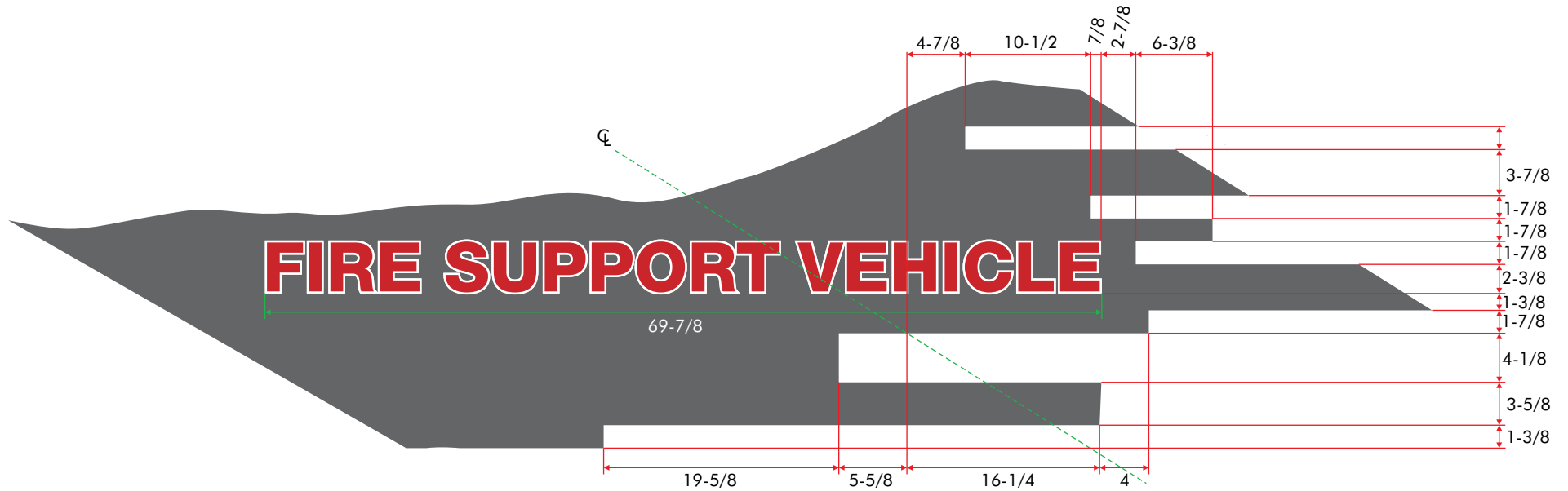




Heil Tanker Trailer
Coulson-Unical
Silver Stripe

22nd
ANNIVERSARY
1997 ~ 2019

SCHEME DESIGNERS

Scheme Designers, Inc.
201-569-7785
www.schemedesigners.com
Copyright © 2019 by Scheme Designers, Inc.

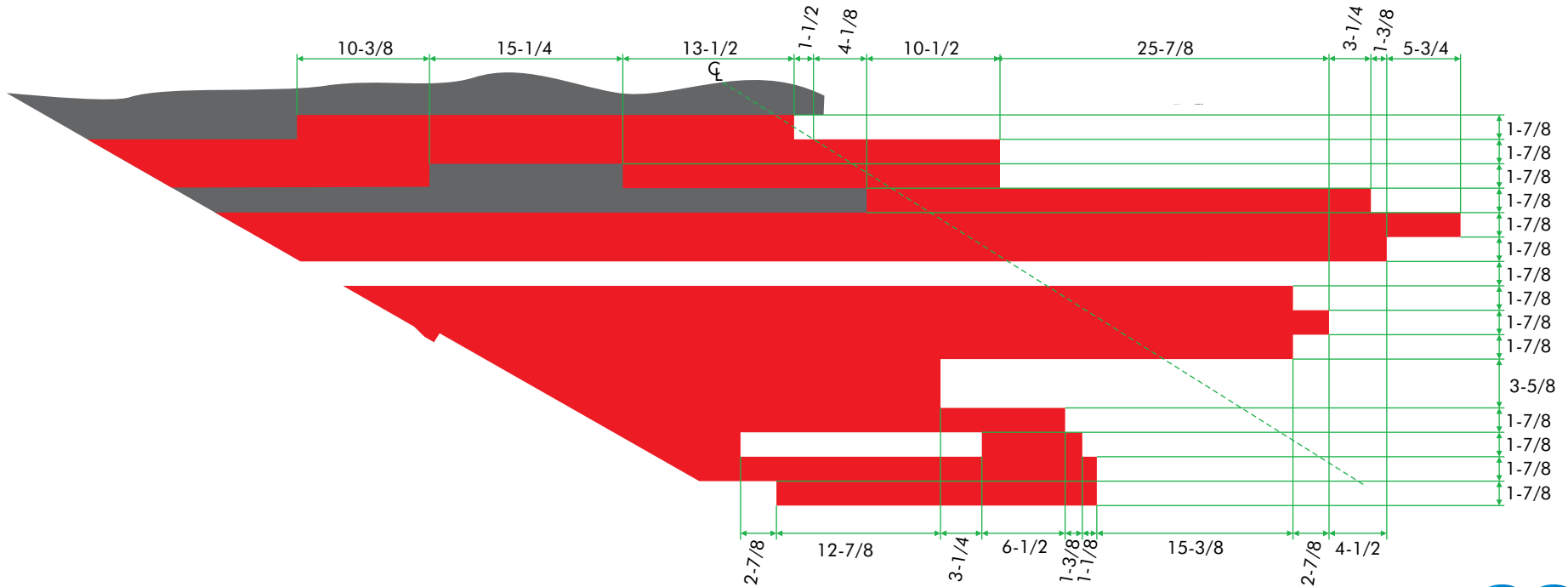




Heil Tanker Trailer
 Coulson-Unical
 Charcoal Color

22nd
 ANNIVERSARY
 1997 ~ 2019

SCHEME DESIGNERS

Scheme Designers, Inc.
 201-569-7785
 www.schemedesigners.com
 Copyright © 2019 by Scheme Designers, Inc.



Heil Tanker Trailer
 Coulson-Unical
 Red Colors

Specification Notes

Dimensions:

Dimensions are in inches, unless otherwise specified.

When dimensions are specified with the word "from," it implies the perpendicular distance from where it is measured. For example, "The black stripe starts at a point 1" **from** the edge of the red stripe" implies that the measurement to the starting point of the black stripe is measured **perpendicular to** the edge of the red stripe.

If a vertical distance is being specified, it will be specified as "**below**" or "**above**" the element from where the measurement is being taken. For example, "The black stripe starts at a point 1" **below** the edge of the red stripe" implies that the measurement to the starting point of the black stripe is measured **vertically** from the red stripe. Similarly, a **horizontal** measurement (parallel to the ground line) will be specified as "**forward of**" or "**aft of**" a particular reference.

Colors:

Colors are referred to throughout the document by a shortened name. For example, an Acry Glo Black Velvet Metallic color is simply referred to as black. The reference to the actual color against the shortened name is provided on Page 1 of the specifications.

If a different paint type is being used to that specified on page 1, contact Scheme Designers, Inc. directly to determine an appropriate color match in the brand of paint being used.

If there is any reason to suspect an error in a color specification, either in the color name or part number, please contact Scheme Designers, Inc. immediately to verify the color specification.

Paint Masks and Vinyl Decals

The specifications indicate where paint masks and/or vinyl decals are required.

These may be provided by Scheme Designers, Inc., by other paint masks/vinyl decal manufacturers or made internally by the paint shop.

If they are to be ordered from Scheme Designers, Inc.:

Contact Craig Barnett at Scheme Designers to Order.
Phone: 201-569-7785
E-mail: Craig@schemedesigners.com

If they are ordered from an alternate source, or made internally:

The drawings in the specifications PDF file are scalable. Extract elements to be paint masked or made into a vinyl decal, scale them to the dimensions indicated in the specifications and proceed to cut. Alternately, the overall length of the aircraft is provided on the cover page. The full drawing of the aircraft can be extracted from the PDF file, enlarged to the overall length provided, and then elements to be paint masked or made into decal can be extracted and cut.

Questions/Errors

While we strive to be as accurate as possible, errors may occur in specifications text or dimensions, or text may be unclear. If an error is found or suspected, or if any item in these specifications is not clearly understood, please call or e-mail Craig at Scheme Designers, Inc. immediately to resolve the issue or to obtain an explanation.

Alternately, if additional dimensions are required for any purpose, Scheme Designers, Inc. can generally provide those immediately by telephone or e-mail.

